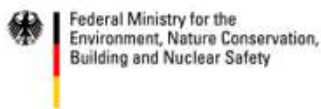


Supported by:



INTERNATIONAL CLIMATE INITIATIVE (IKI)



based on a decision of the German Bundestag

Protocol of implementing behavioral experiments for trees on farms options in Uganda: A discrete choice experiment

International Climate Initiative (IKI)

Harnessing the potential of trees on farms (TonF) for meeting national and global biodiversity targets

March 2020



GEORG-AUGUST-UNIVERSITÄT
GÖTTINGEN



Leibniz
Universität
Hannover



Suggested citation: Ihli, H. J., Winter, E., and Gassner, A. (2020). Protocol of implementing behavioral experiments for trees on farms options in Uganda: A discrete choice experiment. Word Agroforestry (ICRAF), Nairobi, Kenya.

Acknowledgements

The authors gratefully acknowledge financial support from the German Research Foundation (DFG) (IH 128/1-1).

OBJECTIVE OF THE STUDY

The objectives of this study are (1) to elicit both risk and time preferences of smallholder coffee farmers in eastern Uganda using lottery-based experiments, and (2) to investigate key attributes or features of companion trees in coffee agroforestry systems that are preferred by farmers using a discrete choice experiment (DCE). We investigate farmer preferences related to six companion tree attributes: tree products provided, regulating ecosystem services provided, growth rate, seedling price, provision of quality shade for coffee, and maximum tree height. To demonstrate the relation between risk and time preferences and the adoption of companion trees, we couple these experimental data with the results from the DCE about farmers' preferences for companion tree attributes. To analyze potential strata in farmer preferences, our sample includes coffee farmers from different altitude zones. Our gendered research design furthermore allows exploring possible differences in preferences between men and women.

DESCRIPTION OF EXPERIMENTS

a. Experiment on risk preferences

We used a series of lottery-based experiments to elicit behavioral characteristics related to risk and potential losses. The experiment used in this study is based on those introduced in Tanaka et al. (2010) and Liu (2013). This experimental design, which takes the form of a Multiple Price List (MPL) design, had previously been tested among individual respondents in different developing countries (Liebenehm & Waibel, 2014; Nguyen, 2011; Ward & Singh, 2015). According to this method, respondents are confronted with an array of paired lotteries (including options A and B) and one of these two options has to be chosen, which implies that the other has to be rejected. To enforce choices consistent with monotonic preferences, we follow Tanaka et al. (2010) and Liu (2013) and capture information only on the switching point in each series.¹ This method assumes rationality of the respondents and eliminates any inconsistent behavior (Liu & Huang, 2013). The switching points are used to estimate the respondents' risk preference parameters. While our experiment maintained the general design of previous studies, a few adaptations were made to improve contextual suitability. For instance, payoffs were specifically calibrated to the context of Ugandan smallholder farmers. Furthermore, the overall experiment was framed in a way that is familiar to these farmers, rather than keeping it hypothetical. Specifically, risk preference was determined based on the respondents' choice between two types of tree species that promise different levels of income depending on the weather conditions.²

The risk experiment consisted of three series of paired lotteries. In each series, the respondent has to choose between two options ('Tree species A' and 'Tree species B'), where each option is a lottery (Figure 1). The probabilities were explained using a fair ten-sided dice, numbered 1 to 10, with different rewards for each option. The numbers 1 to 10 represent 10 years of weather ('good rains' or 'bad/ no rains'). The respondent makes a choice based on single picture cards illustrating each lottery pair. For example, 'Tree species A' gives 4,000 US\$ as income from production in times of 'good rains' (in 3 out of 10 years) and 1,000 US\$ in times of 'bad/ no rains' (in 7 out of 10 years). Alternatively, 'Tree species B' gives 15,000 US\$ as income from production in times of 'good rains' (in 1 out of 10 years) and 500 US\$ in times of 'bad/ no rains' (in 9 out of 10 years). One would note that 'Tree species B' pays more in times of 'good rains', but less in times of

¹ Each respondent is allowed to switch from lottery A to lottery B only once during each series. The option of choosing either all A or all B is also available.

² To increase the external validity of experiments, it has been argued that experimental instructions may be framed in a context familiar to the subjects (Alekseev, Charness, & Gneezy, 2017; Viceisza, 2016).

‘bad/no rains’. In total, there were 35 choices to make. These were grouped in three independent series, each of which contained between 7 and 14 choices (Table 1).

At the end of the experiment, one pair of lotteries was randomly selected to be played for real money to encourage participants to reveal their true preferences (Andersen, Harrison, Lau, & Rutström, 2006; Holt & Laury, 2002). The average reward was 7,400 USh (approximately \$2). The highest amount that could have been won by the respondent was 170,000 USh (approximately \$45). The highest amount that could have been lost was 2,100 USh (approximately \$0.6). This is the amount that was paid when the respondent agreed to participate in the experiment.

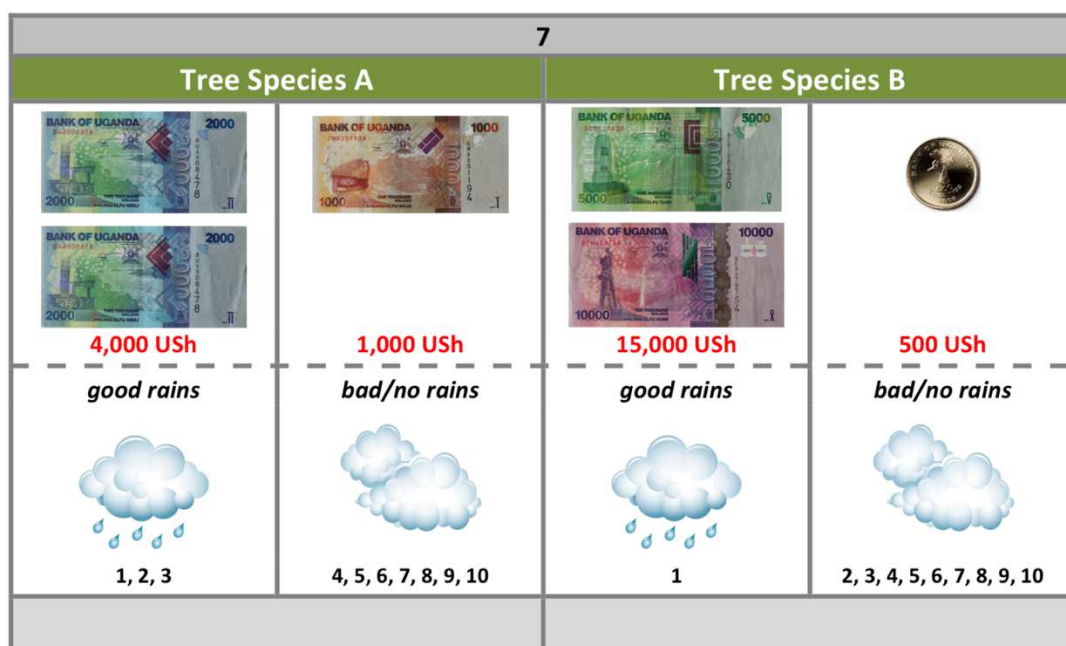


Figure 1. Example of a picture card in the risk experiment. Source: Authors.

Table 1. Design of risk experiment (in Ugandan shillings)

		Option A		Option B	
		Probability	Probability	Probability	Probability
<i>Series 1</i>	Choices	30%	70%	10%	90%
	1	4,000	1,000	6,800	500
	2	4,000	1,000	7,500	500
	3	4,000	1,000	8,300	500
	4	4,000	1,000	9,300	500
	5	4,000	1,000	10,600	500
	6	4,000	1,000	12,500	500
	7	4,000	1,000	15,000	500
	8	4,000	1,000	18,500	500
	9	4,000	1,000	22,000	500
	10	4,000	1,000	30,000	500
	11	4,000	1,000	40,000	500

		Option A		Option B	
		Probability		Probability	
	12	4,000	1,000	60,000	500
	13	4,000	1,000	100,000	500
	14	4,000	1,000	170,000	500
<i>Series 2</i>	Choices	90%	10%	70%	30%
	1	4,000	3,000	5,400	500
	2	4,000	3,000	5,600	500
	3	4,000	3,000	5,800	500
	4	4,000	3,000	6,000	500
	5	4,000	3,000	6,200	500
	6	4,000	3,000	6,500	500
	7	4,000	3,000	6,800	500
	8	4,000	3,000	7,200	500
	9	4,000	3,000	7,700	500
	10	4,000	3,000	8,300	500
	11	4,000	3,000	9,000	500
	12	4,000	3,000	10,000	500
	13	4,000	3,000	11,000	500
	14	4,000	3,000	13,000	500
<i>Series 3</i>	Choices	50%	50%	50%	50%
	1	2,500	-400	3,000	-2,100
	2	400	-400	3,000	-2,100
	3	100	-400	3,000	-2,100
	4	100	-400	3,000	-1,600
	5	100	-800	3,000	-1,600
	6	100	-800	3,000	-1,400
	7	100	-800	3,000	-1,100

b. Experiment on time preferences

The time experiment consisted of 15 series of five choices between a smaller reward delivered immediately (Option A) and a larger reward delivered at a later specified time (Option B) (Nguyen, 2011; Tanaka et al., 2010). In total, respondents had to make 75 choices, which are partially presented in (Table 2). The table shows only the first three series in which the same range of five immediate rewards (Option A) is contrasted with the same delayed reward at three different points of time in the future (Option B). In every fourth series, the amount of the five immediate rewards x_t and that of the delayed rewards ($x_{t+\tau}$) change, but the ratio between the two options remains identical, that is, $x_t = x_{t+\tau} * v/6$, where $v = 1, \dots, 5$ is the choice

number within each series. The future reward varies between 3,000 USh (approximately \$0.8) and 30,000 USh (approximately \$8), and the delay varies between three days and three months. Within each series, the respondent had to decide, whether he or she preferred Option A or Option B. Respondents made choices based on single picture cards illustrating both options (Figure 2). Again, monotonic switching was enforced.

After all 75 choices were made, the respondent was asked to blindly draw one card out of a bag. The cards in the bag were numbered from 1 to 75. The card drawn determined the decision number, and the respondent gained the reward at the respective time according to the choice he or she made during the experiment. For example, if Option A had been chosen during the choice for which the number was drawn, the respondent received the reward in cash immediately. If Option B had been chosen, the respondent received a credit voucher indicating the amount of money he or she would receive and the date of payment. The credit voucher was issued by the experimenter and approved by the main researcher. The money was sent via a mobile money transfer to the respondent's number by a finance officer of our institution exactly on the date of payment as indicated on the credit voucher. Average payoffs were 12,500 USh (approximately \$3.4).

Table 2. Design of time experiment (in Ugandan shillings)

Series	Choices	Option A	Option B
1	1	2,000 USh today	12,000 USh in 1 week
	2	4,000 USh today	12,000 USh in 1 week
	3	6,000 USh today	12,000 USh in 1 week
	4	8,000 USh today	12,000 USh in 1 week
	5	10,000 USh today	12,000 USh in 1 week
2	6	2,000 USh today	12,000 USh in 1 month
	7	4,000 USh today	12,000 USh in 1 month
	8	6,000 USh today	12,000 USh in 1 month
	9	8,000 USh today	12,000 USh in 1 month
	10	10,000 USh today	12,000 USh in 1 month
3	11	2,000 USh today	12,000 USh in 3 months
	12	4,000 USh today	12,000 USh in 3 months
	13	6,000 USh today	12,000 USh in 3 months
	14	8,000 USh today	12,000 USh in 3 months
	15	10,000 USh today	12,000 USh in 3 months
...



Figure 2. Example of a picture card in the time experiment. Source: Authors.

c. Discrete choice experiment

We used a DCE to analyze farmers' preferences for different features of companion trees in coffee-banana farming systems. In a DCE, respondents are presented with alternative descriptions of a good, differentiated by their attribute levels, and are asked to choose one of the alternatives (Holmes & Adamowicz, 2003). In order to identify contextually relevant attributes and their levels, we conducted key informant interviews and focus group discussions with farmers during a preliminary field visit to the study area. Based on their feedback, we selected six attributes that they deemed important in a companion tree with two to six levels (Table 3). The first attribute relates to the products provided by companion trees, namely fruits, timber, fuelwood, and fodder. Regulating ecosystem services provided by companion trees are the second attribute. The four levels are microclimate (i.e. buffering temperature extremes and conserving soil moisture), soil fertility (i.e. producing mulch and controlling erosion) pests and diseases control (i.e. decreasing incidence of white coffee stem borer and coffee leaf rust³), and weed control (i.e. suppressing weed growth). As the third attribute we consider the growth rate of companion trees and define three levels: slow-, medium-, and fast-growing. The fourth attribute is the seedling price, categorized in five levels: 0 USh, 200 USh, 500 USh, 1,000 USh, and 1,500 USh. The fifth attribute concerns the provision of quality shade for coffee in two levels: light and mottled shade, as well as dense shade. The last attribute in the choice experiment is the tree height of the companion tree, either short (< 5 m) or tall (> 5 m).

³ White coffee stem borer and coffee leaf rust are the major pests and diseases in coffee systems in the study area.

Table 3. Overview of attributes and levels used in the choice experiment

Attributes	Definition	Attribute levels
Tree products	Products provided by companion trees	1. Fruits 2. Timber 3. Fuelwood 4. Fodder
Ecosystem services	Regulating services provided by companion trees (i.e. microclimate, soil fertility, pests and diseases control, and weed control)	1. Buffering temperature extremes and conserving soil moisture 2. Producing mulch and controlling erosion 3. Fewer problems of White Coffee Stem Borer and Coffee Leaf Rust 4. Suppressing weed growth
Tree growth rate	Growth rate of companion tree species	1. Slow-growing 2. Medium-growing 3. Fast-growing
Seedling price	Cost of one tree seedling of companion tree species	1. 0 USh 2. 200 USh 3. 500 USh 4. 1,000 USh 5. 1,500 USh
Shade quality	Shade quality of companion tree species	1. Light, mottled shade 2. Dense shade
Tree height	Maximum tree height of companion tree species	1. Short (< 5 m) 2. Tall (> 5 m)

The six attributes and their different levels imply a full factorial design with 960 ($5^1 \times 4^2 \times 3^1 \times 2^2$) combinations. Theoretically, each unique combination of attribute levels represents a specific companion tree species. To produce a more manageable experiment, a d-optimal design was used to generate a subset of companion tree species that covers the range of variability between all possible combinations (Hensher, Rose, & Greene, 2015). In total, 32 choice sets were included in our design. The choice sets were further subdivided into four subsets containing eight choice sets each. To reduce the response burden and to avoid fatigue, respondents were randomly assigned one of these four subsets, with an even number of households allocated to each of the subsets. A choice set consisted of two alternative companion tree species (A and B) and an status quo ('none of the trees') option. The status quo option is provided because a respondent might not have a preference for either of the companion tree species listed. Moreover, illustrations were included in the choice sets to increase respondents' comprehension of the attributes and levels (Figure 3). Before conducting the DCE, we explained to the respondents that the drawings used hypothetical companion tree species rather than real ones. The attributes and levels used were carefully explained. Respondents were also informed that the choices they made in the experiment would not have any immediate consequence. It was clarified that the results would be used more generally to better understand farmers' preferences for particular characteristics of companion trees that may inform project design or future project implementation.

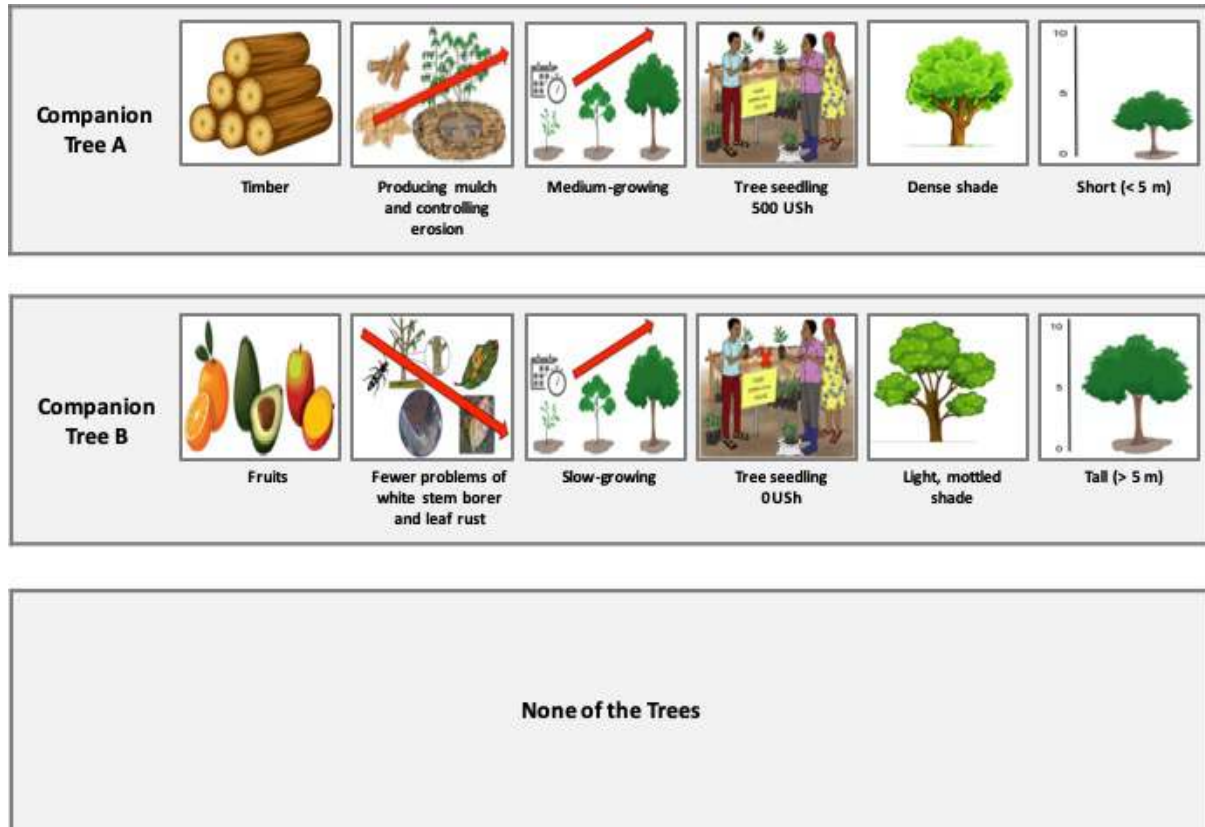




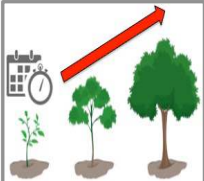


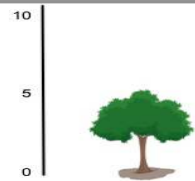
Figure 3. Example of a choice card. Source: Authors.

References


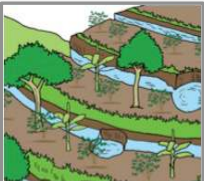
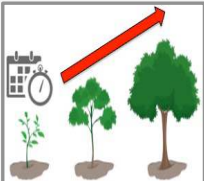


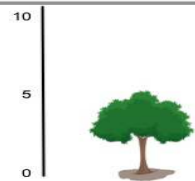
- Alekseev, A., Charness, G., & Gneezy, U. (2017). Experimental methods: When and why contextual instructions are important. *Journal of Economic Behavior and Organization*, *134*, 48–59. <https://doi.org/10.1016/j.jebo.2016.12.005>
- Andersen, S., Harrison, G. W., Lau, M. I., & Rutström, E. E. (2006). Elicitation using multiple price list formats. *Experimental Economics*, *9*(4), 383–405. <https://doi.org/10.1007/s10683-006-7055-6>
- Hensher, D. A., Rose, J. M., & Greene, W. H. (2015). *Applied Choice Analysis 2nd*. In *Cambridge University Press*. <https://doi.org/10.1017/CBO9781107415324.004>
- Holmes, T. P., & Adamowicz, W. L. (2003). *Attribute-Based Methods. A Primer on Nonmarket Valuation. The Economics of Non-Market Goods and Resources* (P. A. Champ, K. J. Boyle, & T. C. Brown, eds.). Dordrecht: Springer, Dordrecht.
- Holt, C. A., & Laury, S. K. (2002). Risk aversion and incentive effects. *The American Economic Review*, *92*(5), 1644–1655. <https://doi.org/10.2307/3083270>
- Liebenehm, S., & Waibel, H. (2014). Simultaneous estimation of risk and time preferences among small-scale cattle farmers in West Africa. *American Journal of Agricultural Economics*, *96*(5), 1420–1438. <https://doi.org/10.1093/ajae/aau056>
- Liu, E. M. (2013). Time to change what to sow: Risk preferences and technology adoption decisions of cotton farmers in China. *The Review of Economics and Statistics*, *95*(4), 1386–1403.
- Liu, E. M., & Huang, J. (2013). Risk preferences and pesticide use by cotton farmers in China. *Journal of Development Economics*, *103*(1), 202–215. <https://doi.org/10.1016/j.jdeveco.2012.12.005>
- Nguyen, Q. (2011). Does nurture matter: Theory and experimental investigation on the effect of working environment on risk and time preferences. *Journal of Risk and Uncertainty*, *43*(3), 245–270. <https://doi.org/10.1007/s11166-011-9130-4>
- Tanaka, T., Camerer, C., & Nguyen, Q. (2010). Risk and time preferences: Linking experimental and household survey data from Vietnam. *American Economic Review*, *100*(1), 557–571. Retrieved from http://papers.ssrn.com/sol3/papers.cfm?abstract_id=877229
- Viceisza, A. C. G. (2016). Creating a lab in the field: Economics experiments for policymaking. *Journal of Economic Surveys*, *30*(5), 835–854. <https://doi.org/10.1111/joes.12118>
- Ward, P. S., & Singh, V. (2015). Using field Experiments to elicit risk and ambiguity preferences: Behavioural factors and the adoption of new agricultural technologies in rural India. *The Journal of Development Studies*, *51*(6), 707–724. <https://doi.org/10.1080/00220388.2014.989996>

Choice card 1A

Companion Tree A

					
Fodder	Fewer problems of white stem borer and leaf rust	Slow-growing	Tree seedling 200 USH	Dense shade	Short (< 5 m)



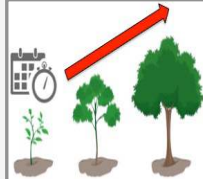


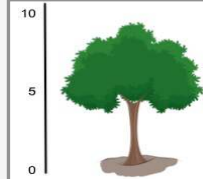
Companion Tree B

					
Fuelwood	Buffering temperature and conserving soil moisture	Medium-growing	Tree seedling 500 USH	Light, mottled shade	Short (< 5 m)



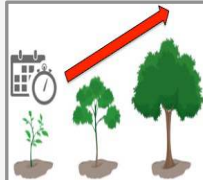


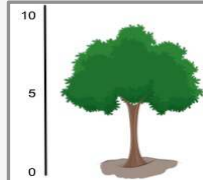
None of the Trees

Choice card 2A

Companion Tree A

 Fruits	 Producing mulch and controlling erosion	 Slow-growing	 Tree seedling 0 USh	 Dense shade	 Tall (> 5 m)
---	--	---	---	--	---



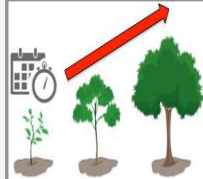


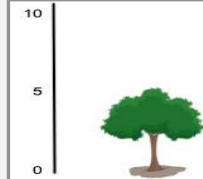
Companion Tree B

 Fuelwood	 Fewer problems of white stem borer and leaf rust	 Medium-growing	 Tree seedling 1,000 USh	 Light, mottled shade	 Tall (> 5 m)
---	---	---	---	---	---


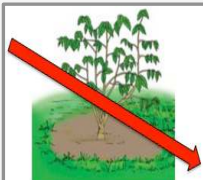
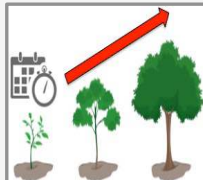


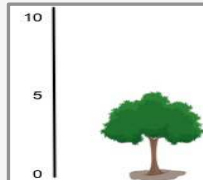
None of the Trees

Choice card 3A

Companion Tree A

					
Fruits	Producing mulch and controlling erosion	Fast-growing	Tree seedling 500 USh	Dense shade	Short (< 5 m)


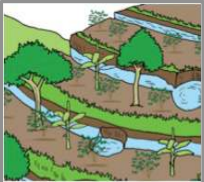
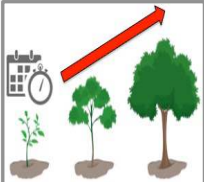


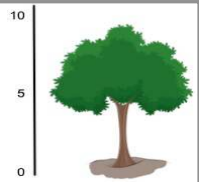
Companion Tree B

					
Fuelwood	Fewer weeds	Slow-growing	Tree seedling 1,500 USh	Dense shade	Short (< 5 m)


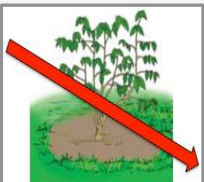
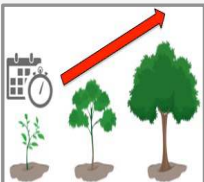


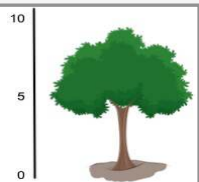
None of the Trees

Choice card 4A

Companion Tree A


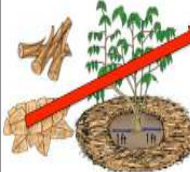
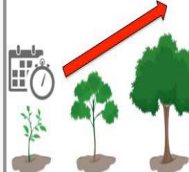


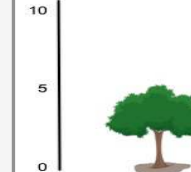

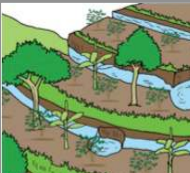



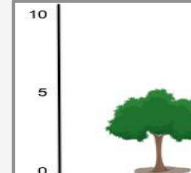
 Fodder	 Buffering temperature and conserving soil moisture	 Fast-growing	 Tree seedling 0 USH	 Dense shade	 Tall (> 5 m)
---	---	---	--	--	---

Companion Tree B

 Fruits	 Fewer weeds	 Medium-growing	 Tree seedling 200 USH	 Light, mottled shade	 Tall (> 5 m)
---	--	---	--	---	---



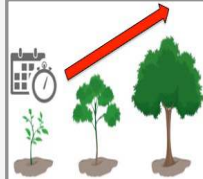


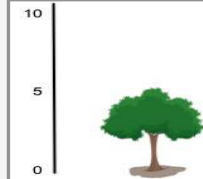
None of the Trees

Choice card 5A


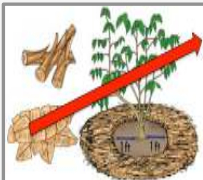
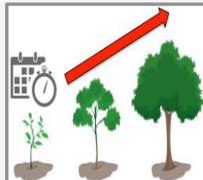


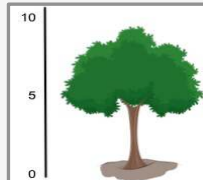
<p>Companion Tree A</p>						
	<p>Timber</p>	<p>Producing mulch and controlling erosion</p>	<p>Medium-growing</p>	<p>Tree seedling 1,500 USh</p>	<p>Light, mottled shade</p>	<p>Short (< 5 m)</p>
<p>Companion Tree B</p>						
	<p>Fruits</p>	<p>Buffering temperature and conserving soil moisture</p>	<p>Slow-growing</p>	<p>Tree seedling 500 USh</p>	<p>Light, mottled shade</p>	<p>Short (< 5 m)</p>
<p>None of the Trees</p>						

Choice card 6A

Companion Tree A

					
Timber	Fewer problems of white stem borer and leaf rust	Medium-growing	Tree seedling 1,000 USH	Dense shade	Short (< 5 m)


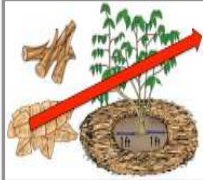
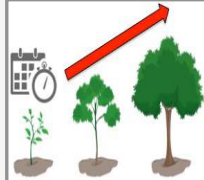


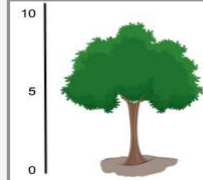
Companion Tree B

					
Fodder	Producing mulch and controlling erosion	Slow-growing	Tree seedling 500 USH	Light, mottled shade	Tall (> 5 m)



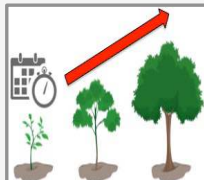


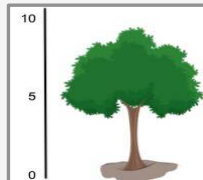
None of the Trees

Choice card 7A

Companion Tree A

					
Fruits	Producing mulch and controlling erosion	Fast-growing	Tree seedling 1,000 USH	Dense shade	Tall (> 5 m)


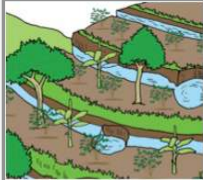
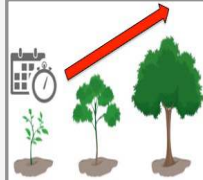


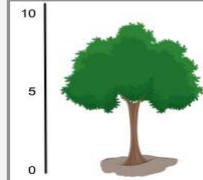
Companion Tree B

					
Timber	Fewer problems of white stem borer and leaf rust	Medium-growing	Tree seedling 0 USH	Light, mottled shade	Tall (> 5 m)


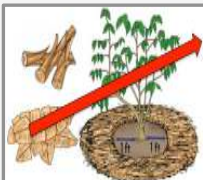
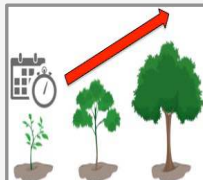


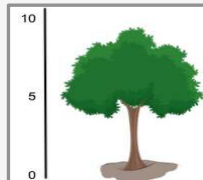
None of the Trees

Choice card 8A

Companion Tree A

 Timber	 Buffering temperature and conserving soil moisture	 Medium-growing	 Tree seedling 200 USh	 Light, mottled shade	 Tall (> 5 m)
---	---	---	--	---	---



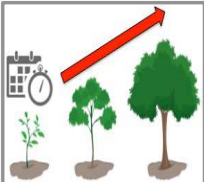


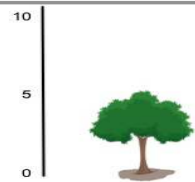
Companion Tree B

 Fruits	 Producing mulch and controlling erosion	 Slow-growing	 Tree seedling 1,500 USh	 Light, mottled shade	 Tall (> 5 m)
---	--	---	--	---	---


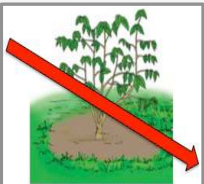
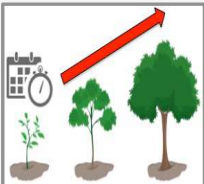


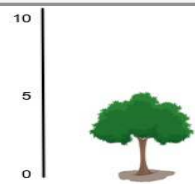
None of the Trees

Choice card 9B

Companion Tree A

					
Fruits	Fewer problems of white stem borer and leaf rust	Slow-growing	Tree seedling 500 USh	Dense shade	Short (< 5 m)


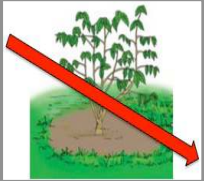
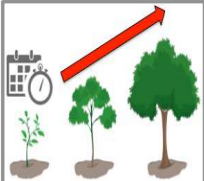


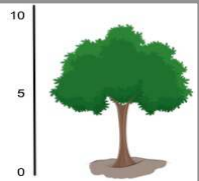
Companion Tree B

					
Fodder	Fewer weeds	Fast-growing	Tree seedling 0 USh	Dense shade	Short (< 5 m)



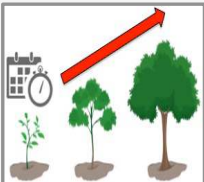


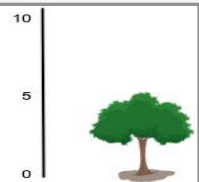
None of the Trees

Choice card 10B

Companion Tree A

 Fuelwood	 Fewer weeds	 Medium-growing	 Tree seedling 1,500 USh	 Light, mottled shade	 Tall (> 5 m)
---	--	---	---	---	---


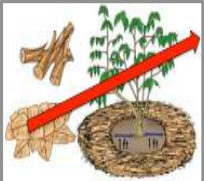
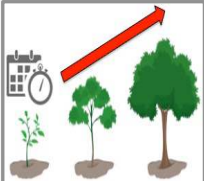


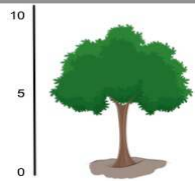
Companion Tree B

 Fodder	 Fewer problems of white stem borer and leaf rust	 Fast-growing	 Tree seedling 1,000 USh	 Dense shade	 Short (< 5 m)
---	---	---	---	--	--



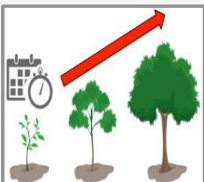


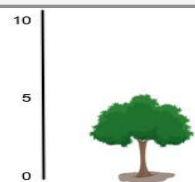
None of the Trees

Choice card 11B

Companion Tree A

					
Fodder	Producing mulch and controlling erosion	Medium-growing	Tree seedling 500 USh	Dense shade	Tall (> 5 m)



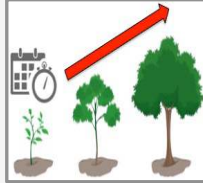


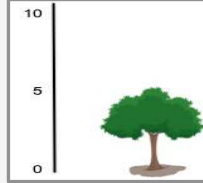
Companion Tree B

					
Fuelwood	Fewer problems of white stem borer and leaf rust	Slow-growing	Tree seedling 0 USh	Dense shade	Short (< 5 m)


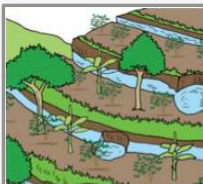
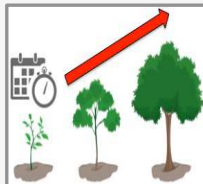


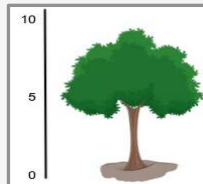
None of the Trees

Choice card 12B

Companion Tree A

					
Fuelwood	Fewer problems of white stem borer and leaf rust	Medium-growing	Tree seedling 500 USh	Dense shade	Short (< 5 m)



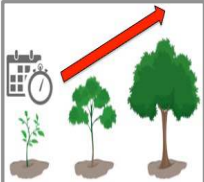


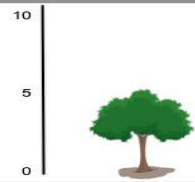
Companion Tree B

					
Fruits	Buffering temperature and conserving soil moisture	Fast-growing	Tree seedling 200 USh	Light, mottled shade	Tall (> 5 m)


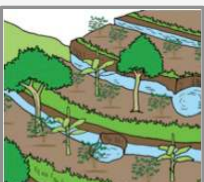
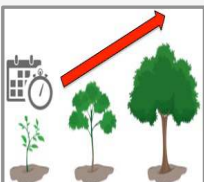


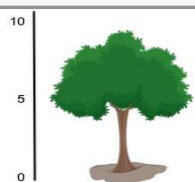
None of the Trees

Choice card 13B

Companion Tree A

					
Fruits	Fewer problems of white stem borer and leaf rust	Medium-growing	Tree seedling 200 USh	Light, mottled shade	Short (< 5 m)



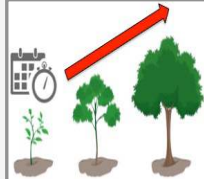


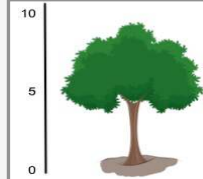
Companion Tree B

					
Timber	Buffering temperature and conserving soil moisture	Slow-growing	Tree seedling 1,000 USh	Light, mottled shade	Tall (> 5 m)


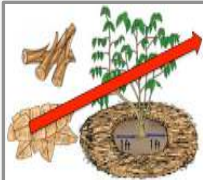
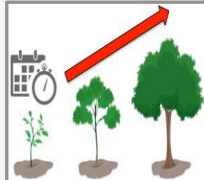


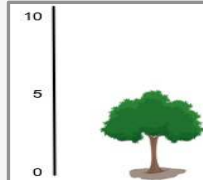
None of the Trees

Choice card 14B

Companion Tree A

					
Fruits	Fewer problems of white stem borer and leaf rust	Medium-growing	Tree seedling 500 USh	Light, mottled shade	Tall (> 5 m)



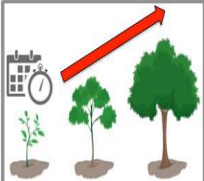


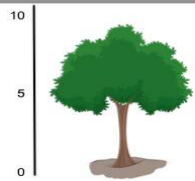
Companion Tree B

					
Fuelwood	Producing mulch and controlling erosion	Slow-growing	Tree seedling 200 USh	Light, mottled shade	Short (< 5 m)


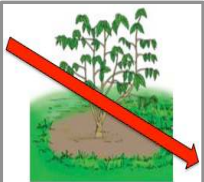
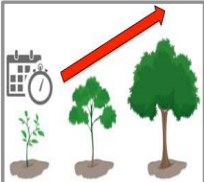


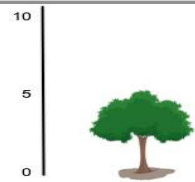
None of the Trees

Choice card 15B

Companion Tree A

					
Fodder	Fewer problems of white stem borer and leaf rust	Medium-growing	Tree seedling 0 USh	Dense shade	Tall (> 5 m)


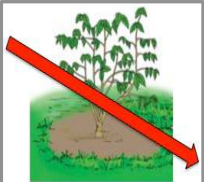
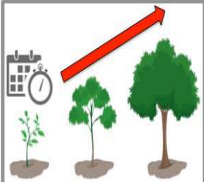


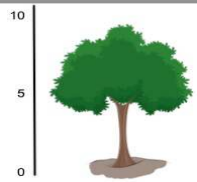
Companion Tree B

					
Fruits	Fewer weeds	Fast-growing	Tree seedling 1,000 USh	Light, mottled shade	Short (< 5 m)


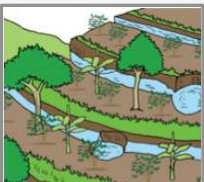
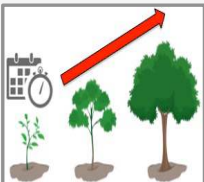


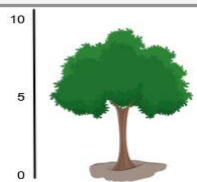
None of the Trees

Choice card 16B

Companion Tree A

					
Fuelwood	Fewer weeds	Fast-growing	Tree seedling 500 USh	Dense shade	Tall (> 5 m)


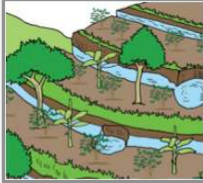
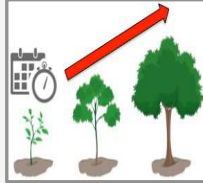


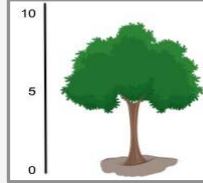
Companion Tree B

					
Fodder	Buffering temperature and conserving soil moisture	Medium-growing	Tree seedling 1,000 USh	Light, mottled shade	Tall (> 5 m)


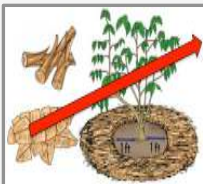
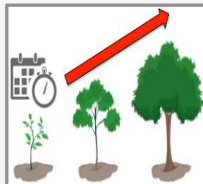


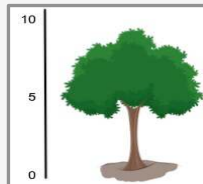
None of the Trees

Choice card 17C

Companion Tree A

					
Fuelwood	Buffering temperature and conserving soil moisture	Fast-growing	Tree seedling 200 USh	Dense shade	Tall (> 5 m)



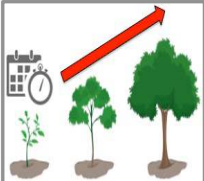


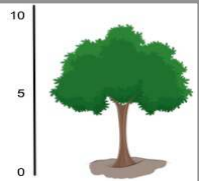
Companion Tree B

					
Timber	Producing mulch and controlling erosion	Slow-growing	Tree seedling 500 USh	Light, mottled shade	Tall (> 5 m)


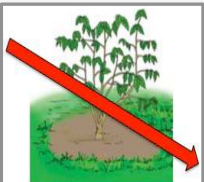
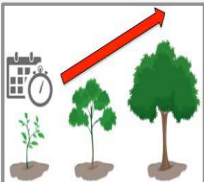


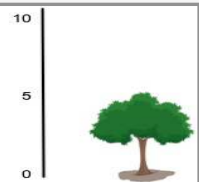
None of the Trees

Choice card 18C

Companion Tree A

 Fuelwood	 Fewer problems of white stem borer and leaf rust	 Fast-growing	 Tree seedling 1,500 USH	 Light, mottled shade	 Tall (> 5 m)
---	---	---	--	---	---

Companion Tree B

 Fodder	 Fewer weeds	 Slow-growing	 Tree seedling 1,000 USH	 Dense shade	 Short (< 5 m)
---	--	---	--	--	--



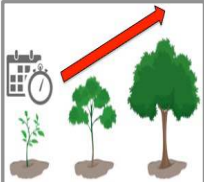


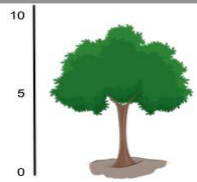
None of the Trees

Choice card 19C


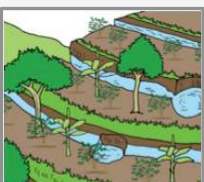
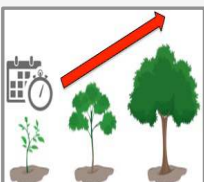


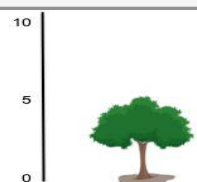
<p>Companion Tree A</p>						
<p>Timber</p>	<p>Buffering temperature and conserving soil moisture</p>	<p>Slow-growing</p>	<p>Tree seedling 1,500 US\$</p>	<p>Dense shade</p>	<p>Short (< 5 m)</p>	
<p>Companion Tree B</p>						
<p>Fuelwood</p>	<p>Producing mulch and controlling erosion</p>	<p>Medium-growing</p>	<p>Tree seedling 1,000 US\$</p>	<p>Dense shade</p>	<p>Short (< 5 m)</p>	
<p>None of the Trees</p>						

Choice card 20C

Companion Tree A

					
Fuelwood	Fewer problems of white stem borer and leaf rust	Fast-growing	Tree seedling 0 USh	Light, mottled shade	Tall (> 5 m)



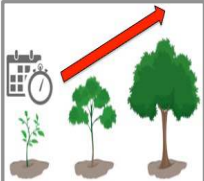


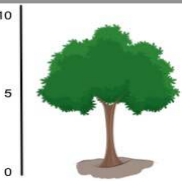
Companion Tree B

					
Fruits	Buffering temperature and conserving soil moisture	Medium-growing	Tree seedling 200 USh	Light, mottled shade	Short (< 5 m)


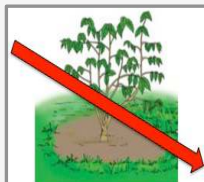
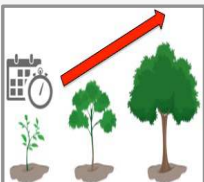


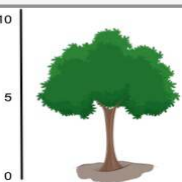
None of the Trees

Choice card 21C

Companion Tree A

					
Fruits	Fewer problems of white stem borer and leaf rust	Medium-growing	Tree seedling 1,500 USh	Dense shade	Tall (> 5 m)


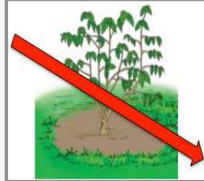
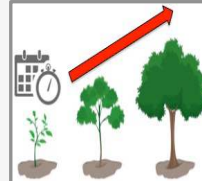


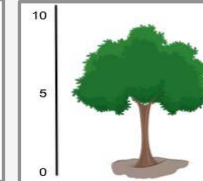
Companion Tree B

					
Fuelwood	Fewer weeds	Slow-growing	Tree seedling 1,000 USh	Light, mottled shade	Tall (> 5 m)



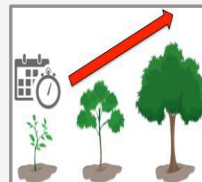


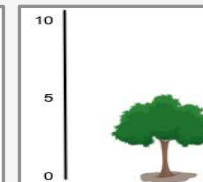
None of the Trees

Choice card 22C

Companion Tree A

 Timber	 Fewer weeds	 Fast-growing	 Tree seedling 1,000 USh	 Dense shade	 Tall (> 5 m)
---	--	---	---	--	---

Companion Tree B

 Fodder	 Fewer problems of white stem borer and leaf rust	 Medium-growing	 Tree seedling 1,500 USh	 Light, mottled shade	 Short (< 5 m)
---	---	---	---	--	--


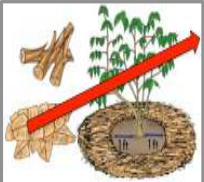
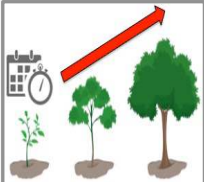


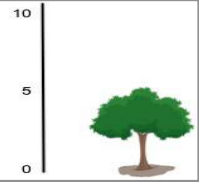
None of the Trees

Choice card 23C


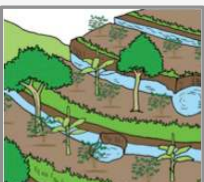
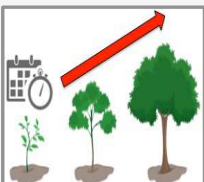


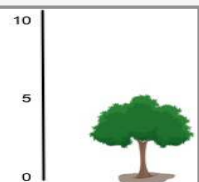
<p>Companion Tree A</p>						
<p>Companion Tree B</p>						
<p>None of the Trees</p>						

Choice card 24C

Companion Tree A

					
Fruits	Producing mulch and controlling erosion	Medium-growing	Tree seedling 0 USh	Light, mottled shade	Short (< 5 m)


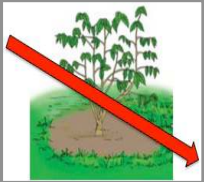
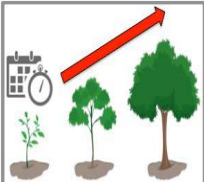


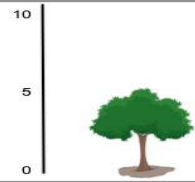
Companion Tree B

					
Fuelwood	Buffering temperature and conserving soil moisture	Slow-growing	Tree seedling 500 USh	Dense shade	Short (< 5 m)


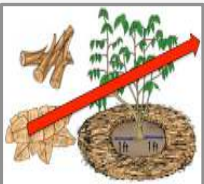
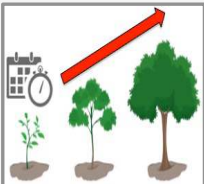


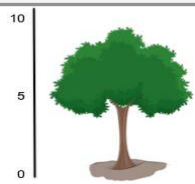
None of the Trees

Choice card 25D

Companion Tree A

					
Fruits	Fewer weeds	Medium-growing	Tree seedling 0 USH	Dense shade	Short (< 5 m)


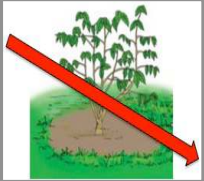
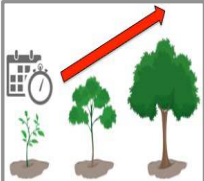


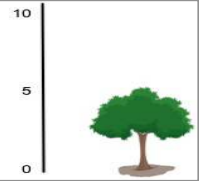
Companion Tree B

					
Timber	Producing mulch and controlling erosion	Slow-growing	Tree seedling 200 USH	Dense shade	Tall (> 5 m)



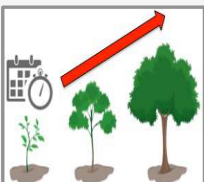


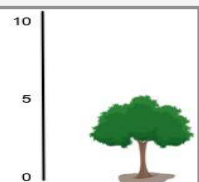
None of the Trees

Choice card 26D

Companion Tree A

 Fuelwood	 Fewer weeds	 Medium-growing	 Tree seedling 200 USh	 Dense shade	 Short (< 5 m)
---	--	---	---	--	--

Companion Tree B

 Fruits	 Fewer problems of white stem borer and leaf rust	 Fast-growing	 Tree seedling 1,000 USh	 Light, mottled shade	 Short (< 5 m)
---	---	---	---	--	--


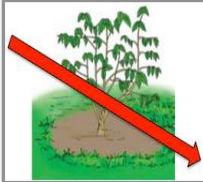
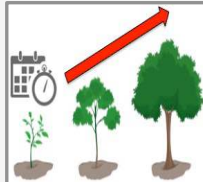


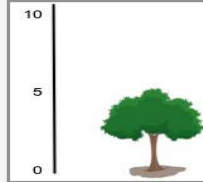
None of the Trees

Choice card 27D


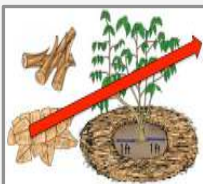
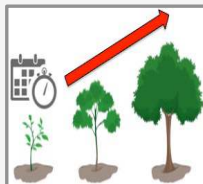


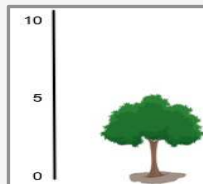
<p>Companion Tree A</p>						
<p>Fuelwood</p>	<p>Buffering temperature and conserving soil moisture</p>	<p>Medium-growing</p>	<p>Tree seedling 1,500 USh</p>	<p>Light, mottled shade</p>	<p>Tall (> 5 m)</p>	
<p>Companion Tree B</p>						
<p>Timber</p>	<p>Fewer problems of white stem borer and leaf rust</p>	<p>Slow-growing</p>	<p>Tree seedling 1,000 USh</p>	<p>Light, mottled shade</p>	<p>Tall (> 5 m)</p>	
<p>None of the Trees</p>						

Choice card 28D

Companion Tree A

					
Timber	Fewer weeds	Fast-growing	Tree seedling 200 USh	Light, mottled shade	Short (< 5 m)


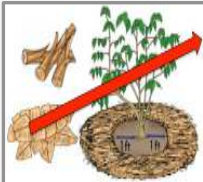
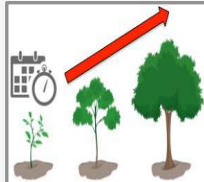


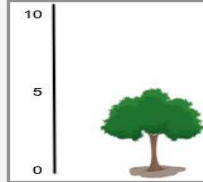
Companion Tree B

					
Fuelwood	Producing mulch and controlling erosion	Medium-growing	Tree seedling 1,000 USh	Light, mottled shade	Short (< 5 m)



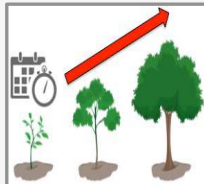


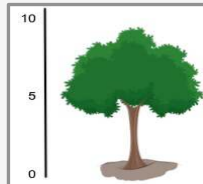
**None of the
Trees**

Choice card 29D

Companion Tree A

					
Timber	Producing mulch and controlling erosion	Medium-growing	Tree seedling 500 USh	Dense shade	Short (< 5 m)


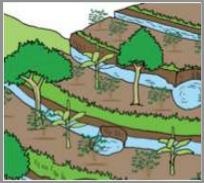
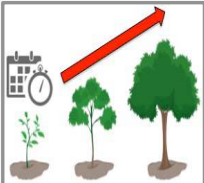


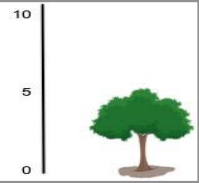
Companion Tree B

					
Fruits	Fewer problems of white stem borer and leaf rust	Slow-growing	Tree seedling 0 USh	Light, mottled shade	Tall (> 5 m)


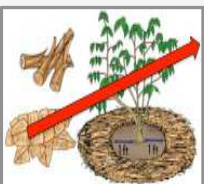
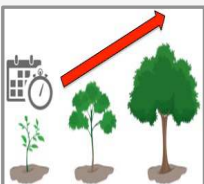


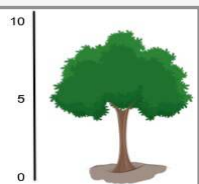
None of the Trees

Choice card 30D

Companion Tree A

					
Fodder	Buffering temperature and conserving soil moisture	Fast-growing	Tree seedling 500 USh	Light, mottled shade	Short (< 5 m)


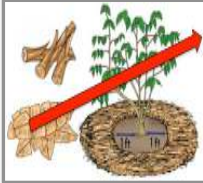
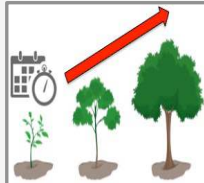


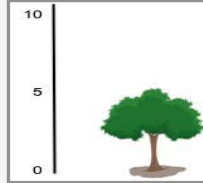
Companion Tree B

					
Timber	Producing mulch and controlling erosion	Medium-growing	Tree seedling 0 USh	Dense shade	Tall (> 5 m)


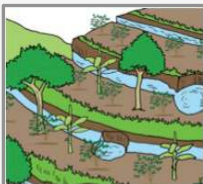
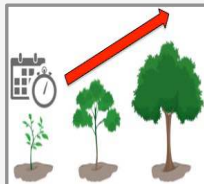


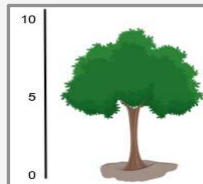
None of the Trees

Choice card 31D

Companion Tree A

					
Timber	Producing mulch and controlling erosion	Fast-growing	Tree seedling 500 USh	Light, mottled shade	Short (< 5 m)


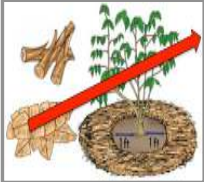
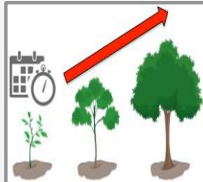


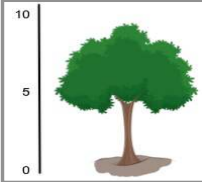
Companion Tree B

					
Fruits	Buffering temperature and conserving soil moisture	Medium-growing	Tree seedling 1,000 USh	Dense shade	Tall (> 5 m)


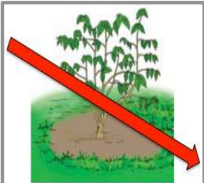
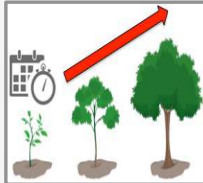


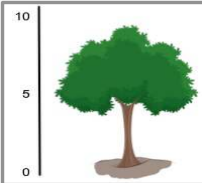
None of the Trees

Choice card 32D

Companion Tree A

 Fuelwood	 Producing mulch and controlling erosion	 Slow-growing	 Tree seedling 0 USh	 Dense shade	 Tall (> 5 m)
---	--	--	---	--	---

Companion Tree B

 Fodder	 Fewer weeds	 Slow-growing	 Tree seedling 1,500 USh	 Dense shade	 Tall (> 5 m)
---	--	--	---	--	---

None of the Trees